



FAREAST ISLAMI LIFE INSURANCE CO. LTD. AND ITS SUBSIDIARIES
Consolidated Un-Audited Balance Sheet
As at 31 March 2020


CAPITAL AND LIABILITIES	31.03.2020	31.12.2019
	Taka	Taka
SHAREHOLDERS' CAPITAL		
Authorised Capital		
10,00,00,000 Ordinary Shares of Tk.10.00 each	1,000,000,000	1,000,000,000
Issued, Subscribed and Paid-up Capital		
7,47,42,751 Ordinary Shares of Tk.10.00- each	747,427,510	747,427,510
Balance of Fund and Accounts		
Revaluation Reserve	3,330,392,262	3,330,392,262
Life Insurance Fund	32,810,716,969	33,690,359,320
Welfare Fund	13,108,515	13,567,568
Non-Controlling Interest	42,163,970	41,364,544
Liabilities and Provisions		
Amount due to other persons or bodies carrying on Insurance business	24,787,811	27,909,946
Estimated Liabilities in respect of outstanding claims whether due or intimated	991,296,212	444,849,826
Loans & Advances	1,700,446,114	1,717,946,114
Sundry Creditors	2,760,912,270	3,281,989,285
Provision for Share Value Fluctuation Account	136,565,484	136,565,484
Premium Deposits	94,516,985	47,047,359
	5,708,524,876	5,656,308,014
	42,652,334,102	43,479,419,218



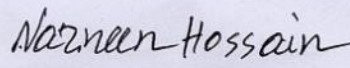
Mahamudhul Hasan FCS
Company Secretary



Mohammed Alamgir Kabir FCA
Chief Financial Officer



Md. Hemayet Ullah
Chief Executive Officer




Ms. Nazneen Hossain
Director




Md. Nazrul Islam
Chairman

FAREAST ISLAMI LIFE INSURANCE CO. LTD. AND ITS SUBSIDIARIES
Consolidated Un-Audited Balance Sheet
As at 31 March 2020


PROPERTY AND ASSETS	31.03.2020	31.12.2019
	Taka	Taka
Loans		
On Insurer's policies within their surrender value	618,111,430	675,910,532
Investments		
Shares & Bonds	7,666,353,841	7,543,505,975
Equity Shares in CDBL	5,711,810	5,711,810
Treasury Bond with Bangladesh Bank	4,196,681,404	4,019,244,216
Investment in DSE Membership	349,724,994	349,724,994
Investment in Marketable Securities	167,544,048	160,015,751
Employee House Building Loan Scheme	59,514,498	5,999,511
	12,445,530,595	12,084,202,257
Outstanding Premium	767,286,414	1,543,732,970
Profit, Dividend & Rent Accrued but not due	489,489,952	639,059,394
Advances, Deposits and Prepayments	7,008,785,648	7,073,076,672
Sundry Debtors	104,031,331	146,972,141
Cash, Bank and Other Balances		
Fixed Deposit with Banks	3,384,360,942	3,421,323,054
SND & CD Account with Banks	3,446,107,136	3,675,376,539
Cash in Hand	161,157,582	116,803
	6,991,625,660	7,096,816,396
Other Assets		
Stamps in Hand	4,680,350	3,999,937
Printing & Stationery in Hand	4,933,640	6,624,651
Capital Work in Progress	615,160,745	535,876,088
Fixed Assets (At Cost Less Depreciation)	13,602,698,337	13,673,148,180
	42,652,334,102	43,479,419,218



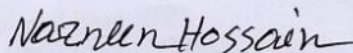
Mahamudhul Hasan FCS
Company Secretary



Mohammed Alamgir Kabir FCA
Chief Financial Officer



Md. Hemayet Ullah
Chief Executive Officer



Ms. Nazneen Hossain
Director





Md. Nazrul Islam
Chairman


FAREAST ISLAMI LIFE INSURANCE CO. LTD. AND ITS SUBSIDIARIES
Consolidated Un-Audited Life Revenue Account
For the First Quarter ended 31 March 2020

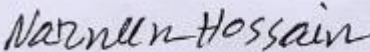
P A R T I C U L A R S	31.03.2020	31.03.2019
	Taka	Taka
BALANCE OF FUND AT THE BEGINNING OF THE YEAR	33,690,359,320	33,329,264,616
PREMIUM LESS RE-INSURANCE		
First year premium (Individual Life)	284,099,813	512,572,334
First year premium (Sharbojonin Bima)	101,804,974	129,630,186
	385,904,787	642,202,520
Renewal premium ((Individual Life)	858,543,832	570,970,749
Renewal premium (Sharbojonin Bima)	296,869,484	140,792,408
	1,155,413,316	711,763,157
Group Insurance premium	1,152,141	783,898
Gross premium	1,542,470,244	1,354,749,575
Less: Re-Insurance premium	3,055,757	2,805,547
Net premium	1,539,414,487	1,351,944,028
PROFIT, DIVIDEND AND RENT	350,302,021	325,900,825
OTHER INCOME	5,008,491	12,262,675
	35,585,084,319	35,019,372,144
CLAIMS UNDER POLICIES (INCLUDING PROVISION FOR CLAIMS DUE OR INTIMATED) LESS RE-INSURANCE		
By Death	25,296,803	49,503,419
By Maturity	1,983,875,420	1,554,445,499
By Survival	167,533,416	162,993,259
By Surrender	22,833,514	28,261,599
	2,199,539,153	1,795,203,776
EXPENSES OF MANAGEMENT		
Commission:		
(a) Commission to Insurance Agents (less that on Re-Insurance)	182,958,964	222,770,152
(b) Allowances and Commission Other than Commission including in Sub-Item (a) above	97,680,850	96,255,331
	280,639,814	319,025,483
Salaries etc. (other than to agents and those contained in the allowances and commission)	157,395,930	246,297,004
Travelling & Conveyance	2,561,988	1,886,633
Meeting Fees	562,030	840,000
Medical Expenses	69,860	50,904
Legal & Professional Fees	948,906	2,129,011
Advertisement & Publicity	11,011,342	1,466,698
Printing & Stationery	1,691,824	4,988,180
Policy Stamp	10,426,462	6,797,290
Revenue Stamp	861,680	1,184,025

Postage & Courier Bills	314,083	213,597
Telephone, Internet & Fax Bills	1,064,852	982,090
Training & Recruitment Expenses	10,500	1,630,202
Meeting Expenses	-	122,807
Development Expenses	4,909,825	94,563,435
Office Rent	19,746,590	21,014,267
Office Expenses	1,450,190	1,076,386
Repairs & Maintenance	10,160,418	3,277,654
Gas, Water & Electricity Charges	2,741,525	3,279,526
Car Fuel	3,402,826	10,560,389
Car Registration & Renewal Fees	40,956	498,766
Bank Charges	1,469,405	1,168,792
Car Repairs & Maintenance	9,522,161	6,312,926
Newspaper & Periodicals	30,971	30,404
Entertainment	1,384,109	822,320
AGM Expenses	-	101,279
Mobile Telephone Bills	3,153,955	1,367,950
Fees, Subscription and Donation	1,752,596	1,670,899
Shifting Expenses	198,848	103,227
Duty & Taxes	31,500	339,500
Refreshment & Recreation Expenses	1,090,702	840,300
Trade Licence	7,855	1,925
Cleaning & Washing	423,196	1,019,197
Software Expenses	31,500	31,500
Depreciation on Fixed Assets	39,594,619	39,441,173
Other Management Expenses	765,005	612,097
	288,828,209	456,722,353
OTHER EXPENSES		
Financial Expenses	1,985,096	2,245,353
Income Tax	2,575,652	6,424,117
	4,560,748	8,669,470
	2,773,567,924	2,579,621,082
BALANCE OF FUND	32,811,516,395	32,439,751,062
	35,585,084,319	35,019,372,144
Attributable to		
Life fund Trasferred to Balance Sheet	32,810,716,969	32,437,224,721
Non -Controlling Interest transferred to B/S	799,426	2,526,341


Mahamudhul Hasan FCS
 Company Secretary


Mohammed Alamgir Kabir FCA
 Chief Financial Officer



Md. Hemayet Ullah
 Chief Executive Officer


Ms. Nazneen Hossain
 Director



Md. Nazrul Islam
 Chairman

FAREAST ISLAMI LIFE INSURANCE CO. LTD. AND ITS SUBSIDIARIES
Consolidated Un-Audited Cash Flow Statement
For the First Quarter ended 31 March 2020


PARTICULARS	31.03.2020	31.03.2019
	Taka	Taka
A. CASH FLOWS FROM OPERATING ACTIVITIES		
Collection from premium	2,363,330,669	1,606,182,858
Payment for Claims	(1,653,092,767)	(1,717,308,236)
Payment for Management Expenses & Others	(899,197,280)	(815,444,520)
Income Tax paid	(1,151,583)	(24,108,269)
Net Cash Used in Operating Activities	(190,110,961)	(950,678,167)
B. CASH FLOWS FROM INVESTING ACTIVITIES		
Purchase of Fixed Assets	(11,327,170)	(17,181,202)
Capital Work in Progress	(79,284,657)	(83,094,004)
Investment and Other income received	504,879,954	335,186,855
Investment made during the period	(329,347,902)	146,354,541
Net Cash Used for Investing Activities	84,920,225	381,266,190
C. CASH FLOWS FROM FINANCING ACTIVITIES		
Share Capital	-	-
Net Cash Flows from Financing Activities	-	-
D. Net Increase/Decrease in cash and cash equivalents (A+B+C)	(105,190,736)	(569,411,977)
E. Cash and Cash Equivalents at the beginning of the period	7,096,816,396	7,779,045,609
F. Cash and Cash Equivalents at the end of the period	6,991,625,660	7,209,633,632



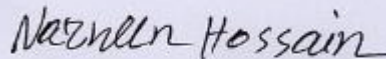
Mahamudhul Hasan FCS
Company Secretary



Mohammed Alamgir Kabir FCA
Chief Financial Officer



Md. Hemayet Ullah
Chief Executive Officer



Ms. Nazneen Hossain
Director




Md. Nazrul Islam
Chairman


FAREAST ISLAMI LIFE INSURANCE CO. LTD. AND ITS SUBSIDIARIES
Consolidated Statement of Changes in Shareholders' Equity
For the First Quarter ended 31 March 2020

Particulars	Share Capital	Share Premium	General Reserve	Reserve for Exceptional Losses	Retained Earnings	Non Controlling Interest	Total
Equity as on 01 January 2020	747,427,510	-	-	-	-	41,364,544	788,792,054
Addition during the period	-	-	-	-	-	799,426	799,426
Equity as on 31 March 2020	747,427,510	-	-	-	-	42,163,970	789,591,480


Equity as on 01 January 2019	747,427,510	-	-	-	-	37,014,173	784,441,683
Addition during the period	-	-	-	-	-	2,526,341	2,526,341
Equity as on 31 March 2019	747,427,510	-	-	-	-	39,540,514	786,968,024




Mahamudhul Hasan FCS
Company Secretary



Mohammed Alamgir Kabir FCA
Chief Financial Officer



Md. Hemayet-Ullah
Chief Executive Officer



Ms. Nazneen Hossain
Director



Md. Nazrul Islam
Chairman

01 NOV 2020

FAREAST ISLAMI LIFE INSURANCE CO. LTD. AND ITS SUBSIDIARIES

"Some Selected Explanatory Notes in the preparation of interim financial statements (BAS 34, Para 08)."

The entity follow its policies and practices pertain to the users-focus area of significant have been adopted in the interim un-audited financial statements in the same manner as those are applied in the preparation of annual financial statements of our company, Namely:

Accounting Policy:

Accounting policies adopted for interim financial reports are the same as adopted for most recent audited accounts (that is audited financial statements of 2019).

Unusual and Extra Ordinary items:

There were no Extra Ordinary items the nature and amount of which can effect the assets, liabilities, net income or cash flows because of their nature, size or incidents.

Changes in estimates:

There were no significant amounts of changes in estimates reported in the prior financial year which have material effects in the current interim report.

Dividend Paid:

The Company did not pay any dividend to its shareholders during the interim period.

Events after the reporting period:

There were no material events subsequent to the end of the interim period that have not been reflected in the interim financial statements except the event that has been mentioned above under "Dividend Paid".


Impact of major events, activities and circumstances:

There were no changes in the composition of the enterprise during the interim period.


Comparative Figures:

Comparative information has been disclosed in respect of the reporting period. All numerical data in the financial statements and also the narrative and descriptive information when it is relevant for understanding of the current period's financial statements present accordingly.


Previous period's figures restated and rearranged whenever considered necessary to ensure comparability with the current period's presentation.



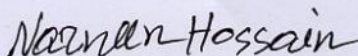
Mahamudhul Hasan FCS
Company Secretary



Mohammed Alamgir Kabir FCA
Chief Financial Officer



Md. Hemayet Ullah
Chief Executive Officer



Ms. Nazneen Hossain
Director



Md. Nazrul Islam
Chairman