
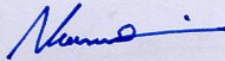


**FAREAST ISLAMI LIFE INSURANCE CO. LTD. AND ITS SUBSIDIARIES**  
**Un-Audited Cosolidated Balance Sheet**  
**As at 30 September 2020**

<b>CAPITAL AND LIABILITIES</b>	<b>30.09.2020</b>	<b>31.12.2019</b>
	<b>Taka</b>	<b>Taka</b>
<b>SHAREHOLDERS' CAPITAL</b>		
<b>Authorised Capital</b>		
100,000,000 Ordinary Shares of Tk.10/- each	<u>1,000,000,000</u>	<u>1,000,000,000</u>
<b>Issued, Subscribed and Paid-up Capital</b>		
7,47,42,751 Ordinary Shares of Tk.10/- each	747,427,510	747,427,510
<b>Balance of Fund and Accounts</b>		
Revaluation Reserve	3,330,392,262	3,330,392,262
Life Insurance Fund	33,083,714,524	33,690,359,320
Welfare Fund	13,079,180	13,567,568
Non-Controlling Interest	42,306,588	41,364,544
<b>Liabilities and Provisions</b>		
Amount due to other persons or bodies carrying on Insurance business	26,727,534	27,909,946
Estimated Liabilities in respect of outstanding claims whether due or intimated	1,035,684,352	444,849,826
Loans & Advances	1,695,446,114	1,717,946,114
Sundry Creditors	3,075,424,352	3,281,989,285
Provision for Share Value Fluctuation Account	136,565,484	136,565,484
Premium Deposits	45,056,919	47,047,359
	<u>6,014,904,755</u>	<u>5,656,308,014</u>
	<u>43,231,824,819</u>	<u>43,479,419,218</u>



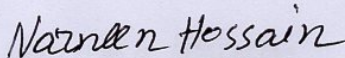
**Mahamudhul Hasan FCS**  
Company Secretary




**Mohammed Alamgir Kabir FCA**  
Chief Financial Officer



**Md. Hemayet Ullah**  
Chief Executive Officer



**Ms. Nazneen Hossain**  
Director




**Md. Nazrul Islam**  
Chairman

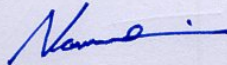


**FAREAST ISLAMI LIFE INSURANCE CO. LTD. AND ITS SUBSIDIARIES**  
**Un-Audited Cosolidated Balance Sheet**  
**As at 30 September 2020**

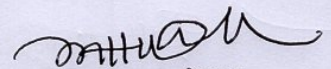
PROPERTY AND ASSETS	30.09.2020	31.12.2019
	Taka	Taka
<b>Loans</b>		
On Insurer's policies within their surrender value	668,926,206	675,910,532
<b>Investments</b>		
Shares & Bonds	7,539,531,828	7,543,505,975
Equity Shares in CDBL	5,711,810	5,711,810
Treasury Bond with Bangladesh Bank	4,481,219,753	4,019,244,216
Investment in DSE Membership	349,724,994	349,724,994
Investment in Marketable Securities	120,443,771	160,015,752
Employee House Building Loan Scheme	59,536,955	5,999,511
	<b>12,556,169,111</b>	<b>12,084,202,258</b>
<b>Outstanding Premium</b>	890,090,844	1,543,732,970
<b>Profit, Dividend &amp; Rent Accrued but not due</b>	591,638,437	639,059,394
<b>Advances, Deposits and Prepayments</b>	6,911,902,275	7,073,076,672
<b>Sundry Debtors</b>	118,801,422	146,972,141
<b>Cash, Bank and Other Balances</b>		
Fixed Deposit with Banks	3,223,133,200	3,421,323,054
SND & CD Account with Banks	4,072,177,337	3,675,376,539
Cash in Hand	9,341,677	116,803
	<b>7,304,652,214</b>	<b>7,096,816,396</b>
<b>Other Assets</b>		
Stamps in Hand	894,800	3,999,937
Printing & Stationery in Hand	5,654,447	6,624,651
Capital Work in Progress	615,160,745	535,876,088
Fixed Assets (At Cost Less Depreciation)	13,567,934,318	13,673,148,180
	<b>43,231,824,819</b>	<b>43,479,419,218</b>



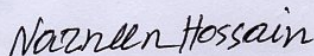
Mahamudhul Hasan FCS  
Company Secretary



Mohammed Alamgir Kabir FCA  
Chief Financial Officer



Md. Hemayet Ullah  
Chief Executive Officer



Ms. Nazneen Hossain  
Director



Md. Nazrul Islam  
Chairman




**FAREAST ISLAMI LIFE INSURANCE CO. LTD. AND ITS SUBSIDIARIES**  
**Un-Audited Consolidated Life Revenue Account**  
**For the Third Quarter ended 30 September 2020**


P A R T I C U L A R S	30.09.2020	30.09.2019
	Taka	Taka
<b>BALANCE OF FUND AT THE BEGINNING OF THE YEAR</b>	33,690,359,320	33,329,264,616
<b>PREMIUM LESS RE-INSURANCE</b>		
First year premium (Individual Life)	858,713,973	1,646,637,758
First year premium (Sharbojonin Bima)	340,390,183	766,049,936
	<b>1,199,104,156</b>	<b>2,412,687,694</b>
Renewal premium ((Individual Life)	3,178,611,474	3,348,981,360
Renewal premium (Sharbojonin Bima)	967,960,605	885,844,468
	<b>4,146,572,079</b>	<b>4,234,825,828</b>
Group Insurance premium	312,936,633	5,197,585
<b>Gross premium</b>	<b>5,658,612,868</b>	<b>6,652,711,107</b>
Less: Re-Insurance premium	7,073,456	12,053,941
<b>Net premium</b>	<b>5,651,539,412</b>	<b>6,640,657,166</b>
<b>PROFIT, DIVIDEND AND RENT</b>	751,550,341	877,058,192
<b>OTHER INCOME</b>	14,232,162	24,509,750
	<b>40,107,681,235</b>	<b>40,871,489,724</b>
<b>CLAIMS UNDER POLICIES (INCLUDING PROVISION FOR CLAIMS DUE OR INTIMATED) LESS RE-INSURANCE</b>		
By Death	69,729,397	96,932,980
By Maturity	4,536,887,194	4,649,663,852
By Survival	613,881,924	633,941,266
By Surrender	61,969,707	75,730,937
	<b>5,282,468,222</b>	<b>5,456,269,035</b>
<b>EXPENSES OF MANAGEMENT</b>		
<b>Commission:</b>		
(a) Commission to Insurance Agents (less that on Re-Insurance)	594,025,430	982,157,103
(b) Allowances and Commission	230,731,294	336,462,112
Other than Commission including in Sub-Item (a) above	<b>824,756,724</b>	<b>1,318,619,215</b>
Salaries etc. (other than to agents and those contained in the allowances and commission)	472,353,247	725,560,160
Travelling & Conveyance	4,699,344	7,832,666
Shariah Meeting Fees	-	483,000
Meeting Fees	1,388,889	2,428,920
Medical Expenses	316,995	347,255
Legal & Professional Fees	1,279,140	7,004,667
Advertisement & Publicity	13,823,815	6,988,981
Printing & Stationery	13,051,865	19,956,962
Policy Stamp	21,935,645	29,830,562
Revenue Stamp	2,427,971	3,654,932
Postage & Courier Bills	1,359,065	1,557,361

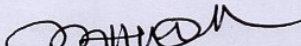


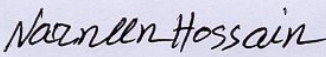



Telephone, Internet & Fax Bills	3,909,153	4,436,061
Training & Recruitment Expenses	22,500	2,596,981
Meeting Expenses	28,264	419,988
Development Expenses	94,189,390	234,159,896
Office Rent	68,092,654	75,211,547
Office Expenses	5,517,791	6,780,963
Repairs & Maintenance	30,683,668	27,619,198
Gas, Water & Electricity Charges	13,374,528	16,573,673
Car Fuel	11,972,222	31,793,746
Car Registration & Renewal Fees	1,272,735	927,704
Bank Charges	2,632,355	6,157,854
Car Repairs & Maintenance	21,009,193	19,035,963
Car Insurance Expenses	155,976	49,713
Newspaper & Periodicals	313,600	118,563
Entertainment	3,387,104	2,940,758
AGM Expenses	-	101,279
Mobile Telephone Bills	6,459,856	4,422,262
Fees, Subscription and Donation	2,300,513	6,444,399
Shifting Expenses	368,823	414,689
Duty & Taxes	319,950	779,050
Refreshment & Recreation Expenses	1,252,701	4,306,149
Trade Licence	98,555	275,361
Cleaning & Washing	2,167,067	5,087,894
Software Expenses	63,000	94,500
Depreciation on Fixed Assets	99,410,010	119,514,951
Other Management Expenses	2,307,842	1,285,284
	<b>903,945,426</b>	<b>1,377,193,892</b>
<b>OTHER EXPENSES</b>		
Financial Expenses	5,838,093	9,201,995
Income Tax	6,016,202	11,633,688
	<b>11,854,295</b>	<b>22,215,609</b>
	<b>7,023,024,667</b>	<b>8,174,297,751</b>
<b>BALANCE OF FUND</b>	<b>33,084,656,568</b>	<b>32,697,191,973</b>
	<b>40,107,681,235</b>	<b>40,871,489,724</b>
Attributable to		
Life Fund transferred to Balance Sheet	33,083,714,524	32,694,112,681
Non-Controlling Interest transferred to B/S	942,044	3,079,292
	<b>33,084,656,568</b>	<b>32,697,191,973</b>

  
 Mahamudhul Hasan FCS  
 Company Secretary

  
 Mohammed Alamgir Kabir FCA  
 Chief Financial Officer

  
 Md. Hemayet Ullah  
 Chief Executive Officer

  
 Ms. Nazneen Hossain  
 Director

  
 Md. Nazrul Islam  
 Chairman




**FAREAST ISLAMI LIFE INSURANCE CO. LTD. AND ITS SUBSIDIARIES**  
**Un-Audited Consolidated Life Revenue Account**  
**For the Third Quarter (July-Sep.) ended 30 September 2020**


	30.09.2020	30.09.2019
	Taka	Taka
<b>BALANCE OF FUND AT THE BEGINNING OF THE YEAR</b>	32,768,655,043	33,986,283,195
<b>PREMIUM LESS RE-INSURANCE</b>		
First year premium (Individual Life)	421,485,509	307,739,783
First year premium (Sharbojonin Bima)	177,577,131	119,514,667
	<b>599,062,640</b>	<b>427,254,450</b>
Renewal premium ((Individual Life)	1,519,645,276	1,072,943,333
Renewal premium (Sharbojonin Bima)	453,742,907	433,395,144
	<b>1,973,388,183</b>	<b>1,506,338,477</b>
Group Insurance premium	310,459,622	3,088,817
<b>Gross premium</b>	<b>2,882,910,445</b>	<b>1,936,681,744</b>
Less: Re-Insurance premium	231,152	6,061,096
<b>Net premium</b>	<b>2,882,679,293</b>	<b>1,930,620,648</b>
<b>PROFIT, DIVIDEND AND RENT</b>	150,085,711	109,556,391
<b>OTHER INCOME</b>	8,002,896	7,168,027
	<b>35,809,422,943</b>	<b>36,033,628,261</b>
<b>CLAIMS UNDER POLICIES (INCLUDING PROVISION FOR CLAIMS DUE OR INTIMATED) LESS RE-INSURANCE</b>		
By Death	30,517,603	39,366,181
By Maturity	1,633,494,932	2,206,972,100
By Survival	314,836,203	274,285,722
By Surrender	32,999,241	41,666,075
	<b>2,011,847,979</b>	<b>2,562,290,078</b>
<b>EXPENSES OF MANAGEMENT</b>		
<b>Commission:</b>		
(a) Commission to Insurance Agents (less that on Re-Insurance)	278,856,945	197,187,121
(b) Allowances and Commission Other than Commission including in Sub-Item (a) above	87,336,947	103,984,239
	<b>366,193,892</b>	<b>301,171,360</b>
Salaries etc. (other than to agents and those contained in the allowances and commission)	190,561,664	274,140,038
Travelling & Conveyance	1,870,103	2,963,340
Shariah Meeting Fees	-	200,000
Meeting Fees	418,859	588,920
Medical Expenses	178,140	191,305
Legal & Professional Fees	250,909	3,895,907
Advertisement & Publicity	1,580,019	558,801
Printing & Stationery	8,046,138	707,920
Policy Stamp	8,051,360	9,614,960
Revenue Stamp	938,805	592,671








Postage & Courier Bills	845,933	468,945
Telephone, Internet & Fax Bills	1,099,632	1,947,487
Training & Recruitment Expenses	12,000	730,480
Meeting Expenses	6,490	67,239
Development Expenses	16,010,371	63,997,196
Office Rent	38,874,448	26,850,833
Office Expenses	3,583,518	3,564,409
Repairs & Maintenance	16,899,549	14,001,368
Gas, Water & Electricity Charges	7,389,851	7,423,700
Car Fuel	6,873,924	10,708,940
Car Registration & Renewal Fees	1,199,633	203,545
Bank Charges	209,076	2,350,519
Car Repairs & Maintenance	8,043,975	6,532,080
Car Insurance Expenses	133,173	34,520
Newspaper & Periodicals	272,023	42,316
Entertainment	1,326,669	1,306,488
Mobile Telephone Bills	1,338,221	1,540,403
Fees, Subscription and Donation	505,475	128,389
Shifting Expenses	142,055	215,942
Duty & Taxes	242,000	2,950
Refreshment & Recreation Expenses	110,000	599,300
Trade Licence	69,095	162,137
Cleaning & Washing	1,398,527	1,969,744
Software Expenses	-	31,500
Depreciation on Fixed Assets	20,247,792	28,685,627
Other Management Expenses	1,386,156	375,834
	<b>340,115,583</b>	<b>467,395,753</b>
<b>OTHER EXPENSES</b>		
Financial Expenses	3,284,370	1,207,946
Income Tax	3,324,551	4,371,151
	<b>6,608,921</b>	<b>5,579,097</b>
	<b>2,724,766,375</b>	<b>3,336,436,288</b>
<b>BALANCE OF FUND</b>		
	<b>33,084,656,568</b>	<b>32,697,191,973</b>
	<b>35,809,422,943</b>	<b>36,033,628,261</b>
Attributable to		
Life Fund transferred to Balance Sheet	33,083,714,524	32,694,112,681
Non-Controlling Interest transferred to B/S	942,044	3,079,292
	<b>33,084,656,568</b>	<b>32,697,191,973</b>

  
**Mahamudhul Hasan FCS**  
 Company Secretary

  
**Mohammed Alamgir Kabir FCA**  
 Chief Financial Officer

  
**Md. Hemayet Ullah**  
 Chief Executive Officer

  
**Ms. Nazneen Hossain**  
 Director


  
**Md. Nazrul Islam**  
 Chairman


01 NOV 2020

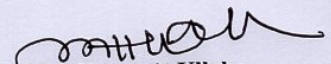


**FAREAST ISLAMI LIFE INSURANCE CO. LTD. AND ITS SUBSIDIARIES**  
**Un-Audited Consolidated Cash Flow Statement**  
**For the Third Quarter ended 30 September 2020**

PARTICULARS	30.09.2020	30.09.2020
	Taka	Taka
<b>A. CASH FLOWS FROM OPERATING ACTIVITIES</b>		
Collection from premium	6,303,191,098	6,393,826,387
Payment for Claims	(4,691,633,696)	(4,253,268,072)
Payment for Management Expenses & Others	(1,550,281,344)	(1,279,644,119)
Income Tax Paid	(8,198,059)	(32,488,815)
<b>Net Cash Flows from Operating Activities</b>	<b>53,077,999</b>	<b>828,425,381</b>
<b>B. CASH FLOWS FROM INVESTING ACTIVITIES</b>		
Purchase of Fixed Assets	(19,336,543)	(75,904,612)
Capital Work in Progress	(79,284,657)	(131,128,012)
Investment and Other income received	718,361,546	915,695,857
Investment made during the period	(464,982,527)	(2,453,813,648)
<b>Net Cash Used in Investing Activities</b>	<b>154,757,819</b>	<b>(1,745,150,415)</b>
<b>C. CASH FLOWS FROM FINANCING ACTIVITIES</b>		
Share Capital	-	-
<b>Net Cash Used in Financing Activities</b>	-	-
<b>D. Net Increase/Decrease in cash and cash equivalents (A+B+C)</b>	<b>207,835,818</b>	<b>(916,725,034)</b>
<b>E. Cash and Cash Equivalents at the beginning of the period</b>	<b>7,096,816,396</b>	<b>7,779,045,609</b>
<b>F. Cash and Cash Equivalents at the end of the period</b>	<b>7,304,652,214</b>	<b>6,862,320,575</b>

  
**Mahamudhul Hasan FCS**  
 Company Secretary

  
**Mohammed Alamgir Kabir FCA**  
 Chief Financial Officer

  
**Md. Hemayet Ullah**  
 Chief Executive Officer

  
**Ms. Nazneen Hossain**  
 Director


  
**Md. Nazrul Islam**  
 Chairman




**FAREAST ISLAMIC LIFE INSURANCE CO. LTD. AND ITS SUBSIDIARIES**  
**Consolidated Statement of Changes in Shareholders' Equity**  
**For the Third Quarter ended 30 September 2020**

Particulars	Share Capital	Share Premium	General Reserve	Reserve for Exceptional Losses	Retained Earnings	Non Controlling Interest	Total
Balance as on 01 January 2020	747,427,510	-	-	-	-	41,364,544	788,792,054
Addition during the period	-	-	-	-	-	942,044	942,044
<b>Balance as on 30 September 2020</b>	<b>747,427,510</b>	<b>-</b>	<b>-</b>	<b>-</b>	<b>-</b>	<b>42,306,588</b>	<b>789,734,098</b>


Balance as on 01 January 2019	747,427,510	-	-	-	-	37,014,173	784,441,683
Addition during the period	-	-	-	-	-	3,079,292	3,079,292
<b>Balance as on 30 September 2019</b>	<b>747,427,510</b>	<b>-</b>	<b>-</b>	<b>-</b>	<b>-</b>	<b>40,093,465</b>	<b>787,520,975</b>




**Mahamudhul Hasan FCS**  
Company Secretary




**Mohammed Alamgir Kabir FCA**  
Chief Financial Officer



**Md. Hemayet Ullah**  
Chief Executive Officer



**Ms. Nazneen Hossain**  
Director



**Md. Nazrul Islam**  
Chairman

01 NOV 2020



## FAREAST ISLAMI LIFE INSURANCE CO. LTD. AND ITS SUBSIDIARIES

"Some Selected Explanatory Notes in the preparation of interim financial statements (BAS 34, Para 08)."

The entity follow its policies and practices pertain to the users-focus area of significant have been adopted in the interim un-audited financial statements in the same manner as those are applied in the preparation of annual financial statements of our company, Namely:

### Accounting Policy:

Accounting policies adopted for interim financial reports are the same as adopted for most recent audited accounts ( that is audited financial statements of 2019 ).

### Unusual and Extra Ordinary items:

There were no Extra Ordinary items the nature and amount of which can effect the assets, liabilities, net income or cash flows because of their nature, size or incidents.

### Changes in estimates:

There were no significant amounts of changes in estimates reported in the prior financial year which have material effects in the current interim report.

### Dividend Paid:

The Company did not pay any dividend to its shareholders during the interim period.

### Events after the reporting period:

There were no material events subsequent to the end of the interim period that have not been reflected in the interim financial statements except the event that has been mentioned above under "Dividend Paid".


### Impact of major events, activities and circumstances:

There were no changes in the composition of the enterprise during the interim period.


### Comparative Figures:

Comparative information has been disclosed in respect of the reporting period. All numerical data in the financial statements and also the narrative and descriptive information when it is relevant for understanding of the current period's financial statements present accordingly.

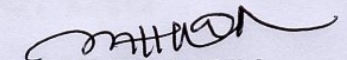
Previous period's figures restated and rearranged whenever considered necessary to ensure comparability with the current period's presentation.



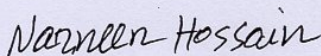
Mahamudhul Hasan FCS  
Company Secretary



Mohammed Alamgir Kabir FCA  
Chief Financial Officer



Md. Hemayet Ullah  
Chief Executive Officer



Ms. Nazneen Hossain  
Director



Md. Nazrul Islam  
Chairman