

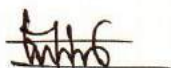
**Consolidated
Second Quarter Financial Statements (Un-audited)
As on 30 June 2021**



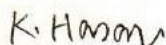
**Fareast Islami Life Insurance Co. Ltd.
and its Subsidiaries**

FAREAST ISLAMI LIFE INSURANCE CO. LTD. AND ITS SUBSIDIARIES
Cosolidated Un-Audited Balance Sheet
As at 30 June 2021

CAPITAL AND LIABILITIES	Notes	30.06.2021	31.12.2020
		Taka	Taka
SHAREHOLDERS' CAPITAL			
Authorised Capital			
100,000,000 Ordinary Shares of Tk.10.00 each		1,000,000,000	1,000,000,000
Issued, Subscribed and Paid-up Capital			
7,47,42,751 Ordinary Shares of Tk.10.00 each		747,427,510	747,427,510
Balance of Fund and Accounts			
Revaluation Reserve		3,330,392,262	3,330,392,262
Life Insurance Fund	01	22,943,488,862	24,763,286,905
Welfare Fund		5,461,393	16,499,071
Non-Controlling Interest	02	45,444,141	43,908,254
Liabilities and Provisions			
Amount due to other persons or bodies carrying on Insurance business		43,633,348	40,591,261
Estimated Liabilities in respect of outstanding claims whether due or intimated		9,111,956,285	8,547,287,255
Loans & Advances		749,646,114	1,558,946,114
Sundry Creditors		3,343,831,752	3,298,735,357
Unclaim Dividend		483,011	483,011
Provision for Share Value Fluctuation Account		75,591,657	95,303,874
Premium Deposits		55,865,669	101,091,897
		13,381,007,836	13,642,438,769
		40,453,222,004	42,543,952,771



Mahamudhul Hasan FCS
Company Secretary



Md. Kamrul Hasan Khan
Incharge-Finance & Accounts



Mohammed Alamgir Kabir
Chief Executive Officer(CC)




Mohammed Sanaullah FCS
Director



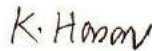
Dr. Md. Rahmat Ullah
Chairman

FAREAST ISLAMI LIFE INSURANCE CO. LTD. AND ITS SUBSIDIARIES
Cosolidated Un-Audited Balance Sheet
As at 30 June 2021

PROPERTY AND ASSETS	Notes	30.06.2021	31.12.2020
		Taka	Taka
Loans			
On Insurer's Policies within their surrender value		673,406,526	651,247,433
Investments			
Shares & Bonds		7,227,352,273	7,638,598,605
Equity Shares in CDBL		5,711,810	5,711,810
Treasury Bond with Bangladesh Bank		4,259,083,651	4,484,285,568
Investment in DSE Membership		349,724,994	349,724,994
Investment in Marketable Securities		346,535,254	266,624,068
Employee House Building Loan Scheme		8,738,319	5,915,314
		12,197,146,301	12,750,860,359
Outstanding Premium		697,035,366	1,473,294,565
Profit, Dividend & Rent Accrued but not due		522,972,146	625,299,677
Advances, Deposits and Prepayments	03	6,986,438,358	6,715,103,570
Sundry Debtors	04	182,865,388	182,514,688
Cash, Bank and Other Balances			
Fixed Deposit with Banks		1,792,954,991	2,993,561,912
SND & CD Account with Banks		3,235,604,501	2,935,966,584
Cash in Hand		2,977,333	266,611
		5,031,536,825	5,929,795,107
Other Assets			
Stamps in Hand		4,041,960	5,396,960
Printing & Stationery in Hand		3,672,825	5,572,878
Capital Work in Progress		680,237,811	668,232,931
Fixed Assets (At Cost Less Depreciation)		13,473,868,498	13,536,634,603
		40,453,222,004	42,543,952,771



Mahamudhul Hasan FCS
Company Secretary



Md. Kamrul Hasan Khan
Incharge-Finance & Accounts



Mohammed Alamgir Kabir
Chief Executive Officer(CC)



Mohammed Sanaullah FCS
Director




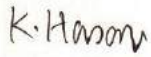
Dr. Md. Rahmat Ullah
Chairman


FAREAST ISLAMI LIFE INSURANCE CO. LTD. AND ITS SUBSIDIARIES
Consolidated Un-Audited Life Revenue Account
For the Second Quarter ended on 30 June 2021

PARTICULARS	30.06.2021	30.06.2020
	Taka	Taka
BALANCE OF FUND AT THE BEGINNING OF THE YEAR	24,763,286,905	33,690,359,320
PREMIUM LESS RE-INSURANCE		
First year premium (Individual Life)	375,211,091	437,228,464
First year premium (Sharbojonin Bima)	145,183,653	162,813,052
	520,394,744	600,041,516
Renewal premium ((Individual Life)	1,868,250,539	1,658,966,198
Renewal premium (Sharbojonin Bima)	703,944,281	514,217,698
	2,572,194,820	2,173,183,896
Group Insurance premium	851,757	2,477,011
Gross premium	3,093,441,321	2,775,702,423
Less: Re-Insurance premium	9,329,789	6,842,304
Net premium	3,084,111,532	2,768,860,119
PROFIT, DIVIDEND AND RENT	284,040,069	601,464,630
OTHER INCOME	31,526,454	6,229,266
	28,162,964,960	37,066,913,335
CLAIMS UNDER POLICIES (INCLUDING PROVISION FOR CLAIMS DUE OR INTIMATED) LESS RE-INSURANCE		
By Death	66,230,356	39,211,794
By Maturity	3,717,453,577	2,903,392,262
By Survival	350,681,300	299,045,721
By Surrender	76,429,397	28,970,466
CLAIMS & SURRENDERS (Less Re-Insurance)	4,210,794,630	3,270,620,243
EXPENSES OF MANAGEMENT		
Commission:		
(a) Commission to Insurance Agents (less that on Re-Insurance)	329,204,150	315,168,485
(b) Allowances and Commission		
Other than Commission including in Sub-Item (a) above	118,998,536	143,394,347
	448,202,686	458,562,832
Salaries etc. (other than to agents and those contained in the allowances and commission)	292,185,575	281,791,583
Travelling & Conveyance	1,069,186	2,829,241
Meeting Fees	944,000	970,030
Medical Expenses	114,580	138,855
Legal & Professional Fees	1,819,459	1,028,231
Advertisement & Publicity	5,953,168	12,243,796
Printing & Stationery	5,940,490	5,005,727
Policy Stamp	13,006,410	13,884,285


Revenue Stamp	1,686,230	1,489,166
Postage & Courier Bills	943,241	513,132
Telephone, Internet & Fax Bills	2,516,358	2,809,521
Training & Recruitment Expenses	279,800	10,500
Meeting Expenses	154,811	21,774
Development Expenses	15,124,632	79,321,720
Office Rent	51,127,193	29,218,206
Office Expenses	3,541,453	2,161,041
Repairs & Maintenance	18,676,917	13,784,119
Gas, Water & Electricity Charges	7,878,032	5,984,677
Car Fuel	7,819,315	5,098,298
Car Registration & Renewal Fees	56,733	73,102
Bank Charges	1,070,600	2,423,279
Car Repairs & Maintenance	15,493,606	12,965,218
Car Insurance Expenses	25,000	22,803
Newspaper & Periodicals	37,301	41,577
Entertainment	1,160,005	2,060,435
AGM Expenses	204,166	-
Mobile Telephone Bills	4,094,967	5,121,635
Fees, Subscription and Donation	991,679	1,795,038
Duty & Taxes	929,892	77,950
Trade Licence	58,369	29,460
Cleaning & Washing	994,667	768,540
Software Expenses	63,000	63,000
Depreciation on Fixed Assets	73,134,103	79,162,218
Other Management Expenses	2,415,143	921,686
	531,510,081	563,829,843
OTHER EXPENSES		
Financial Expenses	11,307,735	2,553,723
Income Tax	16,125,079	2,691,651
	27,432,814	5,245,374
	5,217,940,211	4,298,258,292
BALANCE OF FUND	22,945,024,749	32,768,655,043
	28,162,964,960	37,066,913,335
Attributable to		
Life Fund transferred to Balance Sheet	22,943,488,862	32,767,758,865
Non -Controlling Interest transferred to B/S	1,535,887	896,178


Mahamudhul Hasan FCS
 Company Secretary


Md. Kamrul Hasan Khan
 Incharge-Finance & Accounts


Mohammed Alamgir Kabir
 Chief Executive Officer(CC)


Mohammed Sanaullah FCS
 Director

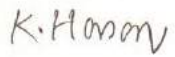

Dr. Md. Rahmat Ullah
 Chairman

FAREAST ISLAMI LIFE INSURANCE CO. LTD. AND ITS SUBSIDIARIES
Consolidated Un-Audited Life Revenue Account
For the Second Quarter (April-June) ended on 30 June 2021

P A R T I C U L A R S	April-June'21	April-June'20
	Taka	Taka
BALANCE OF FUND AT THE BEGINNING OF THE YEAR	23,738,683,302	32,811,516,395
PREMIUM LESS RE-INSURANCE		
First year premium (Individual Life)	211,416,042	153,128,651
First year premium (Sharbojonin Bima)	78,462,606	61,008,078
	289,878,648	214,136,729
Renewal premium ((Individual Life)	1,042,431,645	800,422,366
Renewal premium (Sharbojonin Bima)	426,021,012	217,348,214
	1,468,452,657	1,017,770,580
Group Insurance premium	105,773	1,324,870
Gross premium	1,758,437,078	1,233,232,179
Less: Re-Insurance premium	4,185,033	3,786,547
Net premium	1,754,252,045	1,229,445,632
PROFIT, DIVIDEND AND RENT	102,301,159	251,162,609
OTHER INCOME	17,991,804	1,220,775
	25,613,228,310	34,293,345,411
CLAIMS UNDER POLICIES (INCLUDING PROVISION FOR CLAIMS DUE OR INTIMATED) LESS RE-INSURANCE		
By Death	27,531,907	13,914,991
By Maturity	1,892,354,494	919,516,842
By Survival	188,271,080	131,512,305
By Surrender	37,082,125	6,136,952
	2,145,239,606	1,071,081,090
EXPENSES OF MANAGEMENT		
Commission:		
(a) Commission to Insurance Agents (less that on Re-Insurance)	164,021,630	132,209,521
(b) Allowances and Commission		
Other than Commission including in Sub-Item (a) above	60,732,055	45,713,497
	224,753,685	177,923,018
Salaries etc. (other than to agents and those contained in the allowances and commission)	158,722,850	124,395,653
Travelling & Conveyance	527,289	267,253
Meeting Fees	472,000	408,000
Medical Expenses	48,790	68,995
Legal & Professional Fees	1,084,350	79,325
Advertisement & Publicity	4,082,209	1,232,454
Printing & Stationery	1,032,406	3,313,903

Policy Stamp	2,339,095	3,457,823
Revenue Stamp	236,810	627,486
Postage & Courier Bills	674,604	199,049
Telephone, Internet & Fax Bills	1,564,649	1,744,669
Training & Recruitment Expenses	12,400	-
Meeting Expenses	102,125	21,774
Development Expenses	5,694,448	73,321,193
Office Rent	25,733,942	9,471,616
Office Expenses	2,117,344	512,003
Repairs & Maintenance	10,411,022	3,623,701
Gas, Water & Electricity Charges	5,263,416	3,243,152
Car Fuel	4,293,512	1,695,472
Car Registration & Renewal Fees	29,539	32,146
Bank Charges	723,217	953,874
Car Repairs & Maintenance	7,524,899	3,443,057
Car Insurance Expenses	25,000	22,803
Newspaper & Periodicals	2,850	10,606
Entertainment	738,166	676,326
Mobile Telephone Bills	2,348,915	1,967,680
Fees, Subscription and Donation	108,611	42,442
Duty & Taxes	644,392	46,450
Trade Licence	52,719	21,605
Cleaning & Washing	427,915	345,344
Software Expenses	31,500	31,500
Depreciation on Fixed Assets	37,160,247	39,567,599
Other Management Expenses	1,315,532	156,681
	275,750,929	275,001,634
OTHER EXPENSES		
Financial Expenses	8,060,200	568,627
Income Tax	14,399,140	115,999
	22,459,340	684,626
	2,668,203,560	1,524,690,368
BALANCE OF FUND		
	22,945,024,750	32,768,655,043
	25,613,228,310	34,293,345,411
Attributable to		
Life fund transferred to Balance Sheet	22,943,488,862	32,767,758,865
Non -Controlling Interest transferred to B/S	1,535,887	896,178


 Mahamudhul Hasan FCS
 Company Secretary


 Md. Kamrul Hasan Khan
 Incharge-Finance & Accounts



 Mohammed Alamgir Kabir
 Chief Executive Officer(CC)


 Mohammed Sanaullah FCS
 Director


 Dr. Md. Rahmat Ullah
 Chairman

FAREAST ISLAMI LIFE INSURANCE CO. LTD. AND ITS SUBSIDIARIES
Consolidated Un-Audited Cash Flow Statement
For the Second Quarter ended on 30 June 2021

PARTICULARS	30.06.2021	30.06.2020
	Taka	Taka
A. CASH FLOWS FROM OPERATING ACTIVITIES		
Collection from premium	3,815,144,503	3,717,093,875
Payment for Claims	(3,646,125,600)	(3,090,084,302)
Payment for Management Expenses & Others	(1,031,854,709)	(1,037,279,748)
Income Tax Paid	(66,532,991)	(1,936,904)
Net Cash Flows from/used Operating Activities	(929,368,797)	(412,207,079)
B. CASH FLOWS FROM INVESTING ACTIVITIES		
Purchase of Fixed Assets	(38,956,392)	(11,911,791)
Capital Work in Progress	(12,004,880)	(79,284,657)
Investment and Other income received	476,146,103	718,257,763
Investment made during the period	(394,074,316)	(269,545,636)
Net Cash Used for Investing Activities	31,110,515	357,515,679
C. CASH FLOWS FROM FINANCING ACTIVITIES		
Share Capital	-	-
Net Cash Flows from Financing Activities	-	-
D. Net Increase/Decrease in cash and cash equivalents (A+B+C)	(898,258,282)	(54,691,400)
E. Cash and Cash Equivalents at the beginning of the period	5,929,795,107	7,096,816,396
F. Cash and Cash Equivalents at the end of the period	5,031,536,825	7,042,124,996



Mahamudhul Hasan FCS
Company Secretary



Md. Kamrul Hasan Khan
Incharge-Finance & Accounts



Mohammed Alamgir Kabir
Chief Executive Officer(CC)



Mohammed Sanaullah FCS
Director




Dr. Md. Rahmat Ullah
Chairman

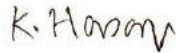
FAREAST ISLAMI LIFE INSURANCE CO. LTD. AND ITS SUBSIDIARIES
Consolidated Un-Audited Changes in Shareholders' Equity
For the Second Quarter ended 30 June 2021

Particulars	Share Capital	Share Premium	General Reserve	Reserve for Exceptional Losses	Retained Earnings	Non-Controlling Interest	Total
Equity as on 01 January 2021	747,427,510	-	-	-	-	43,908,254	791,335,764
Addition during the period	-	-	-	-	-	1,535,887	1,535,887
Equity as on 30 June 2021	747,427,510	-	-	-	-	45,444,141	792,871,651

Equity as on 01 January 2020	747,427,510	-	-	-	-	41,364,544	788,792,054
Addition during the period	-	-	-	-	-	896,178	896,178
Equity as on 30 June 2020	747,427,510	-	-	-	-	42,260,722	789,688,232



Mahamudhul Hasan FCS
Company Secretary



Md. Kamrul Hasan Khan
Incharge-Finance & Accounts



Mohammed Alamgir Kabir
Chief Executive Officer(CC)



Mohammed Sanaullah FCS
Director



Dr. Md. Rahmat Ullah
Chairman

FAREAST ISLAMI LIFE INSURANCE CO. LTD. AND ITS SUBSIDIARIES

"Some Selected Explanatory Notes in the preparation of interim financial statements (IAS 34, Para 08)."

The entity follow its policies and practices pertain to the users-focus area of significant have been adopted in the interim un-audited financial statements in the same manner as those are applied in the preparation of annual financial statements of our company, Namely:

Accounting Policy:

Accounting policies adopted for interim financial reports are the same as adopted for most recent audited accounts (that is audited financial statements of 2020).

Unusual and Extra Ordinary items:

There were no Extra Ordinary items the nature and amount of which can effect the assets, liabilities, net income or cash flows because of their nature, size or incidents.

Changes in estimates:

There were no significant amounts of changes in estimates reported in the prior financial year which have material effects in the current interim report.

Dividend Paid:

The Company did not pay any dividend to its shareholders during the interim period.

Events after the reporting period:

There were no material events subsequent to the end of the interim period that have not been reflected in the interim financial statements except the event that has been mentioned above under "Dividend Paid".

Impact of major events, activities and circumstances:

There were no changes in the composition of the enterprise during the interim period.

Comparative Figures:

Comparative information has been disclosed in respect of the reportig period. All numerical data in the financial statements and also the narrative and descriptive information when it is relevant for understanding of the current period's financial statements present accordingly.

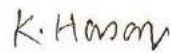
Previous period's figures restated and rearranged whenever considered necessary to ensure comparability with the current period's presentation.

	June'2021	2020
	<u>Amount (Tk.)</u>	<u>Amount (Tk.)</u>
01 LIFE INSURANCE FUND	<u>22,943,488,862</u>	<u>24,763,286,905</u>
Fareast Islami Life Insurance co. Ltd.	22,923,659,915	24,745,719,533
Fareast Islami Securities Ltd.	(11,061,045)	(11,251,041)
Fareast Islami Properties Ltd.	30,889,992	28,818,413
	<u>22,943,488,862</u>	<u>24,763,286,905</u>

	June'2021 Amount (Tk.)	2020 Amount (Tk.)
02 NON-CONTROLLING INTEREST	45,444,141	43,908,254
Fareast Islami Securities Ltd.	2,572,984	2,460,375
Fareast Islami Properties Ltd.	42,871,157	41,447,879
	45,444,141	43,908,254
03 ADVANCES, DEPOSITS AND PREPAYMENTS	6,986,438,358	6,715,103,570
Fareast Islami Life Insurance co. Ltd.	6,984,513,105	6,717,571,109
Fareast Islami Securities Ltd.	8,804,810	5,018,641
Fareast Islami Properties Ltd.	1,675,777	1,069,154
	6,994,993,692	6,723,658,904
Less: Inter Company transaction	8,555,334	8,555,334
	6,986,438,358	6,715,103,570
04 SUNDRY DEBTORS	182,865,388	182,514,688
Fareast Islami Life Insurance co. Ltd.	67,279,225	74,788,775
Fareast Islami Securities Ltd.	116,761,888	116,372,236
	184,041,113	191,161,011
Less: Inter Company transaction	1,175,725	8,646,323
	182,865,388	182,514,688



Mahamudhul Hasan FCS
Company Secretary



Md. Kamrul Hasan Khan
Incharge-Finance & Accounts



Mohammed Alamgir Kabir
Chief Executive Officer(CC)



Mohammed Sanaullah FCS
Director



Dr. Md. Rahmat Ullah
Chairman